







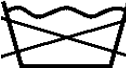









Washing instructions

Please note before care treatment:

- Empty all pockets
- Close all zippers
- Close all Velcro fasteners
- Close all buttons
- Provide width adjustment to maximum width
- Remove all snap hooks
- Remove all other detachable parts (eg. labels, shoulder emblems, etc.)

... this way you increase the life expectancy of your clothing!

Explanation of washing symbols

	<p>Industrial laundry: Industrial laundry possible. Digits and pictograms indicate the method.</p>		<p>Ironing: Ironing at low temperature possible.</p>
	<p>Washing: Machine washable up to 60°C.</p>		<p>Ironing: Ironing at average temperature possible.</p>
	<p>Washing: Mild washing up to 60°C.</p>		<p>Ironing: Ironing at high temperature possible.</p>
	<p>Waschen: Not washable.</p>		<p>Ironing:: Ironing not possible.</p>
	<p>Bleaching: Chlorine bleaching not possible.</p>		<p>Dry cleaning: Dry cleaning with organic solvents possible.</p>
	<p>Drying: Drying in the tumbler with reduced thermal impact possible.</p>		<p>Dry cleaning: Dry cleaning with perchlorethylene possible.</p>
	<p>Drying: Drying in the tumbler possible.</p>		<p>Dry cleaning: Dry cleaning not possible.</p>
	<p>Drying: Tumbler drying not possible.</p>		<p>Follow user instructions and care instructions.</p>